



Technology & Process Upgrade

182+10BB+half-cell, higher power generation with the same installation



Super Performance & Stable Returns

Low hot spot & anti-PID, to ensure module operation optimally



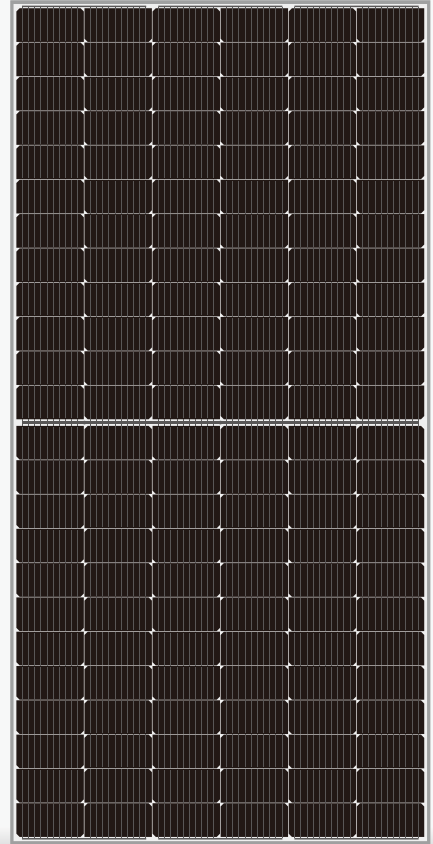
Various Application Scenarios

Strong weather resistance, easy installation in deserts, coastal areas, mountains and various roofs



Better Compatibility

Well compatibility in system, Lower LCOE



DHM-72X10

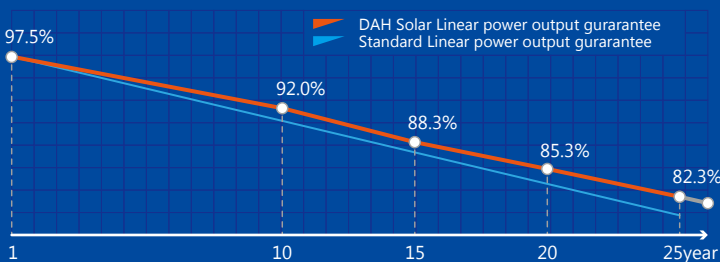
520~550W

Half-Cell High Efficiency PV Module

Quality Guarantee

12-year Material & technology warranty

25-year Linear power output warranty



**Max
Module
Efficiency**

-

21.28%

**Comprehensive
Products and System Certificates**



IEC 61215 / IEC 61730 / CE / INMETRO

OHSAS 18001:

2007/International standards for occupational health & safety

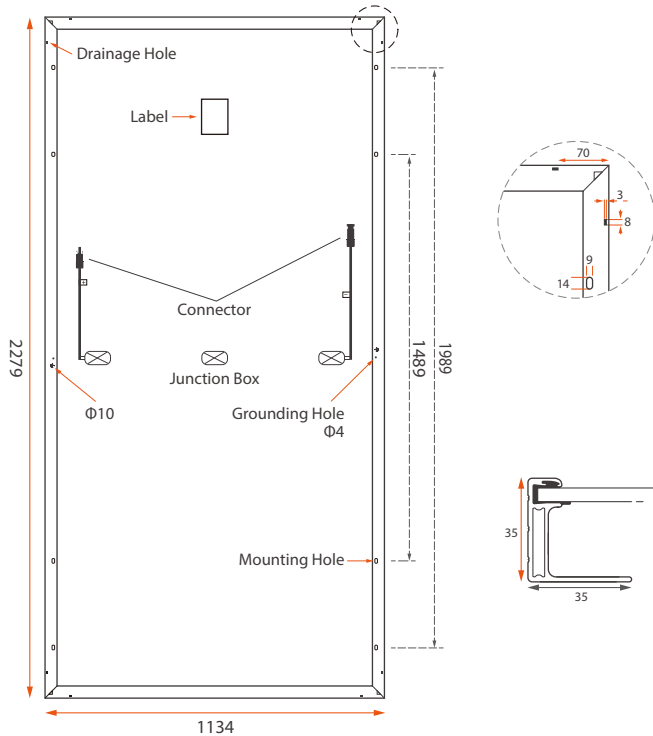
ISO 14001:

2015/Standards for environmental management system

ISO 9001:

2015/Quality management system

520~550W



MECHANICAL SPECIFICATION

Cells Type	Weight	Dimension (L×W×T)
Mono 182×91mm	29kg	2279×1134×35mm
Packing	31pcs/pallet, 620pcs/40HQ	
Cable	4.0mm ² , Portrait: 300mm(+)/400mm(-) Landscape: 1400mm(+)/1400mm(-)	
No. of Cells	144 (6×24)	
Glass	3.2mm High Transmission, Antireflection Coating	
Junction box	IP68, 3 Bypass Diodes	
Connector	MC4 Compatible	

OPERATING PARAMETERS

Maximum system voltage	1000V/1500V DC
Operating Temperature	-40 ~ +85°C
Maximum series fuse rating	25A
Snow load, frontside	5400Pa
Wind load, backside	2400Pa
Nominal operating cell temperature	45°C±2°C
Application level	Class A

STC — Electrical Characteristics

Module Type	DHM-72X10						
Maximum Power (P _{max})	520W	525W	530W	535W	540W	545W	550W
Open-circuit Voltage (V _{oc})	49.0V	49.2V	49.4V	49.6V	49.8V	50.0V	50.2V
Maximum Power Voltage (V _{mp})	41.2V	41.4V	41.6V	41.8V	42.0V	42.2V	42.4V
Short-circuit Current (I _{sc})	13.42A	13.48A	13.54A	13.60A	13.66A	13.72A	13.78A
Maximum Power Current (I _{mp})	12.62A	12.68A	12.74A	12.80A	12.86A	12.91A	12.97A
Module Efficiency (%)	20.12%	20.31%	20.51%	20.70%	20.89%	21.09%	21.28%
Power Tolerance	0~+5W						
Temperature Coefficient of I _{sc}	0.05%/°C						
Temperature Coefficient of V _{oc}	-0.31%/°C						
Temperature Coefficient of P _{max}	-0.35%/°C						

Standard Test Environment: Irradiance 1000W/m², Cell temperature 25°C, Spectrum AM1.5

NOCT — Electrical Characteristics

Maximum Power (P _{max})	387W	391W	394W	398W	402W	405W	409W
Open-circuit Voltage (V _{oc})	46.0V	46.1V	46.3V	46.5V	46.7V	46.9V	47.1V
Maximum Power Voltage (V _{mp})	38.6V	38.8V	39.0V	39.2V	39.4V	39.6V	39.8V
Short-circuit Current (I _{sc})	10.84A	10.89A	10.94A	10.99A	11.04A	11.09A	11.13A
Maximum Power Current (I _{mp})	10.01A	10.06A	10.11A	10.15A	10.20A	10.24A	10.29A

Standard Test Environment: Irradiance 800W/m², Ambient temperature 20°C, Spectrum AM1.5, Wind speed 1m/s